



THE OHIO STATE UNIVERSITY

Money Matters

Financial Planning and Analysis

Agenda



- Overview of University Financial Plan
- How funds flow within the University
- Questions?

- Appendix – More Ohio State Budget Model details



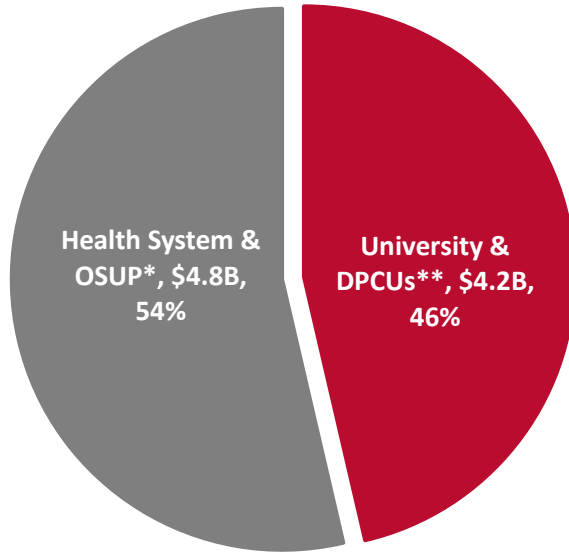
THE OHIO STATE UNIVERSITY

University Plan Overview

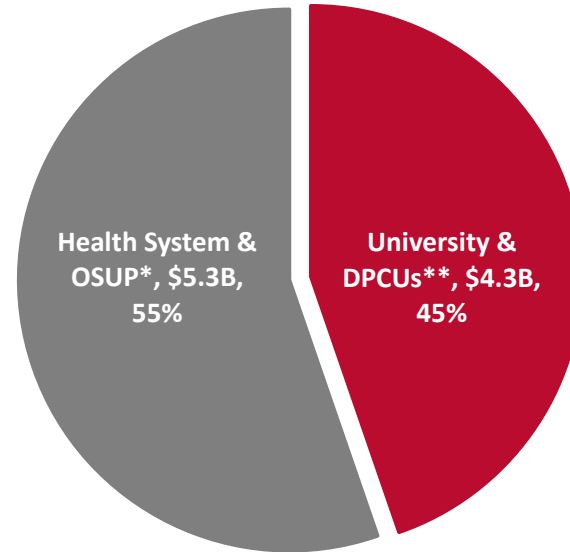
Consolidated Financials – Total External Sources



FY23 Actuals (Unaudited)
\$9.0B



FY24 Financial Plan
\$9.6B



* The Ohio State University Physicians, Inc.

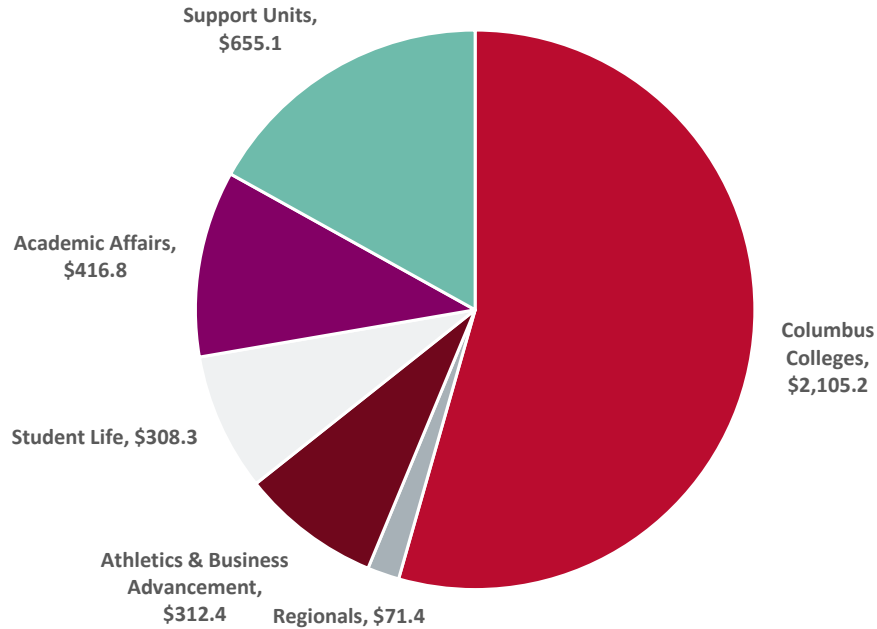
** Discretely Presented Component Units (DPCUs) include Campus Partners, Transportation Research Center, Dental Faculty Practice, and SciTech. 4

University Sources by Academic & Support Unit*



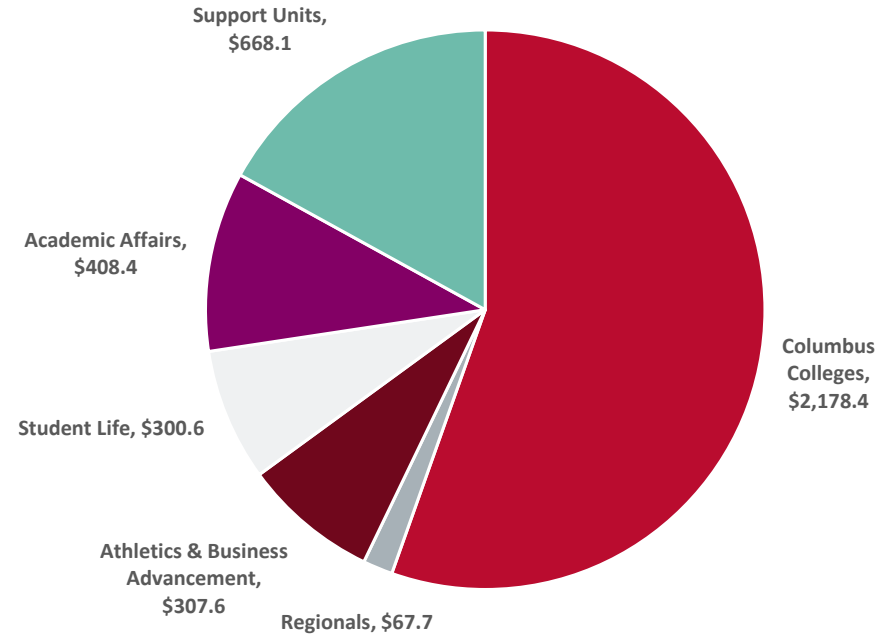
FY23 Actuals (Unaudited)

\$3.9B



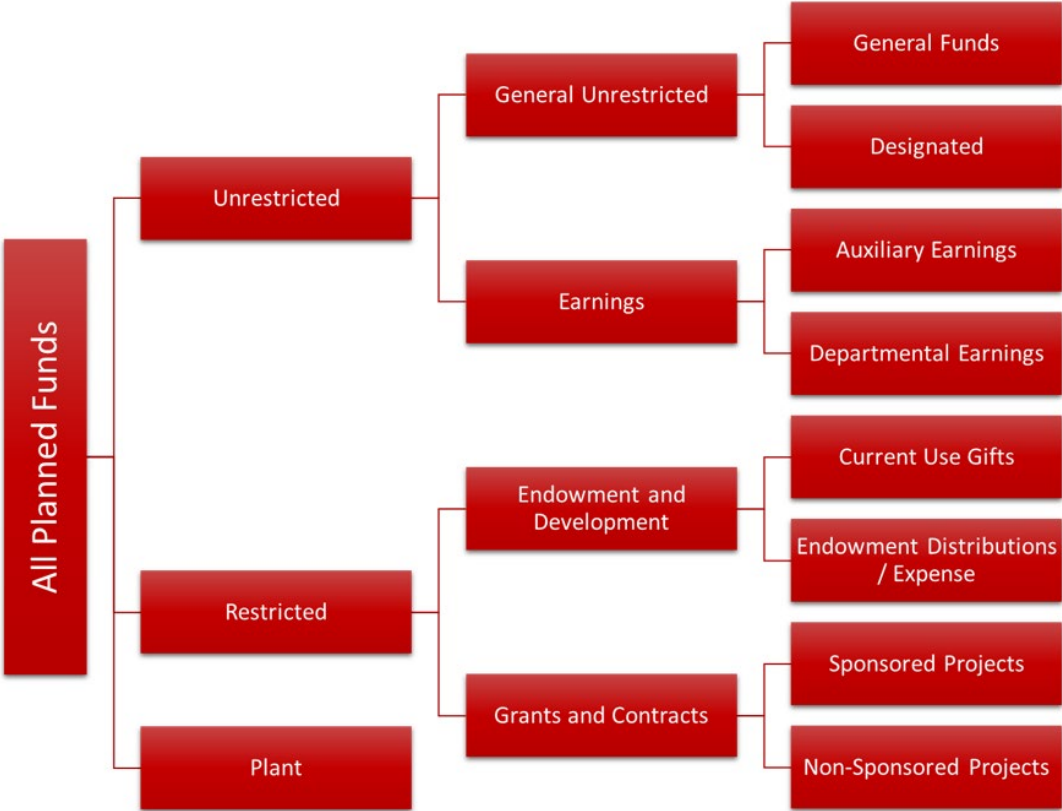
FY24 Financial Plan

\$3.9B



* Excludes DPCUs and General University

University Operating Plan: Fund Groups



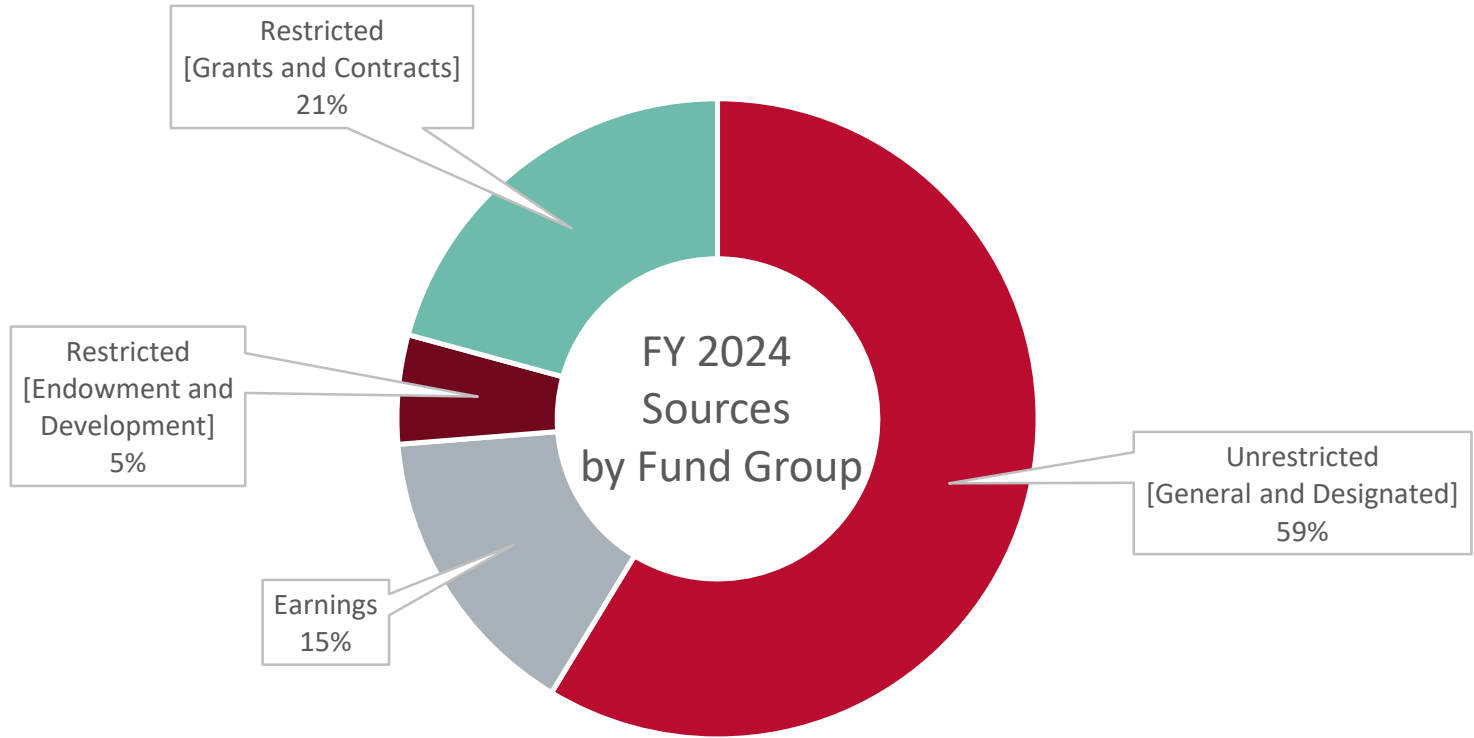
Strategies to Optimize External Revenues



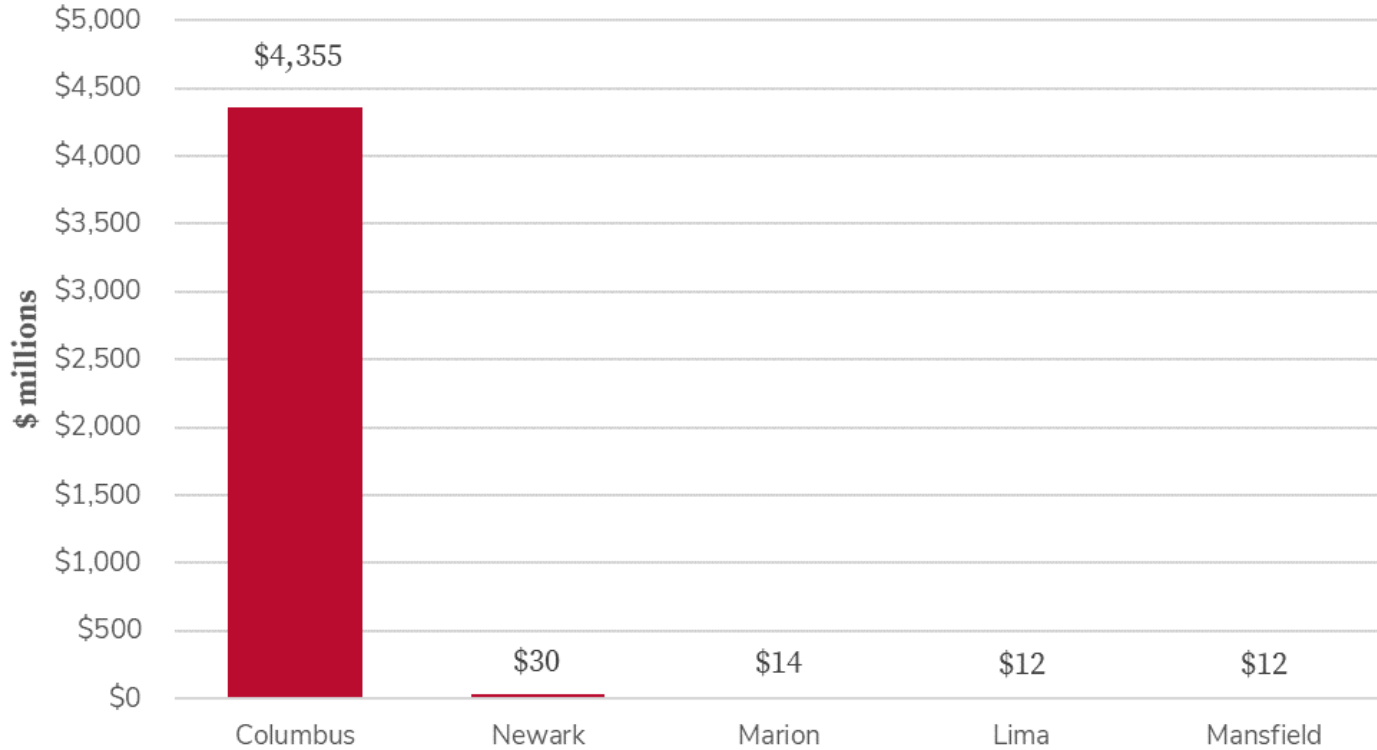
Fund Group	Levers	
Unrestricted	Tuition & Fees <ul style="list-style-type: none"> • Price • Enrollment Volume • Mix Program, Tech & Differential Fees <ul style="list-style-type: none"> • Market Elasticity 	Distance Education/Online Programs State Share of Instruction <ul style="list-style-type: none"> • Focus on higher weighted courses • Course/Degree Completion Resource Optimization
Earnings	Core vs Non-Core Operations <ul style="list-style-type: none"> • Contribution to academic mission • Community responsibility Pricing Compared to External Market	External vs Internal Customers <ul style="list-style-type: none"> • Do internal charges drive desired behavior?
Restricted Endowment and Development	Fundraising Strategy	
Restricted Grants and Contracts	Research Strategy <ul style="list-style-type: none"> • Federal • State • Private 	Government Funding

Additional central levers associated with Investments and the Internal Bank include Investment Strategy, Debt Strategy, & Resource Optimization.

FY2024 Plan - University Sources by Fund Group

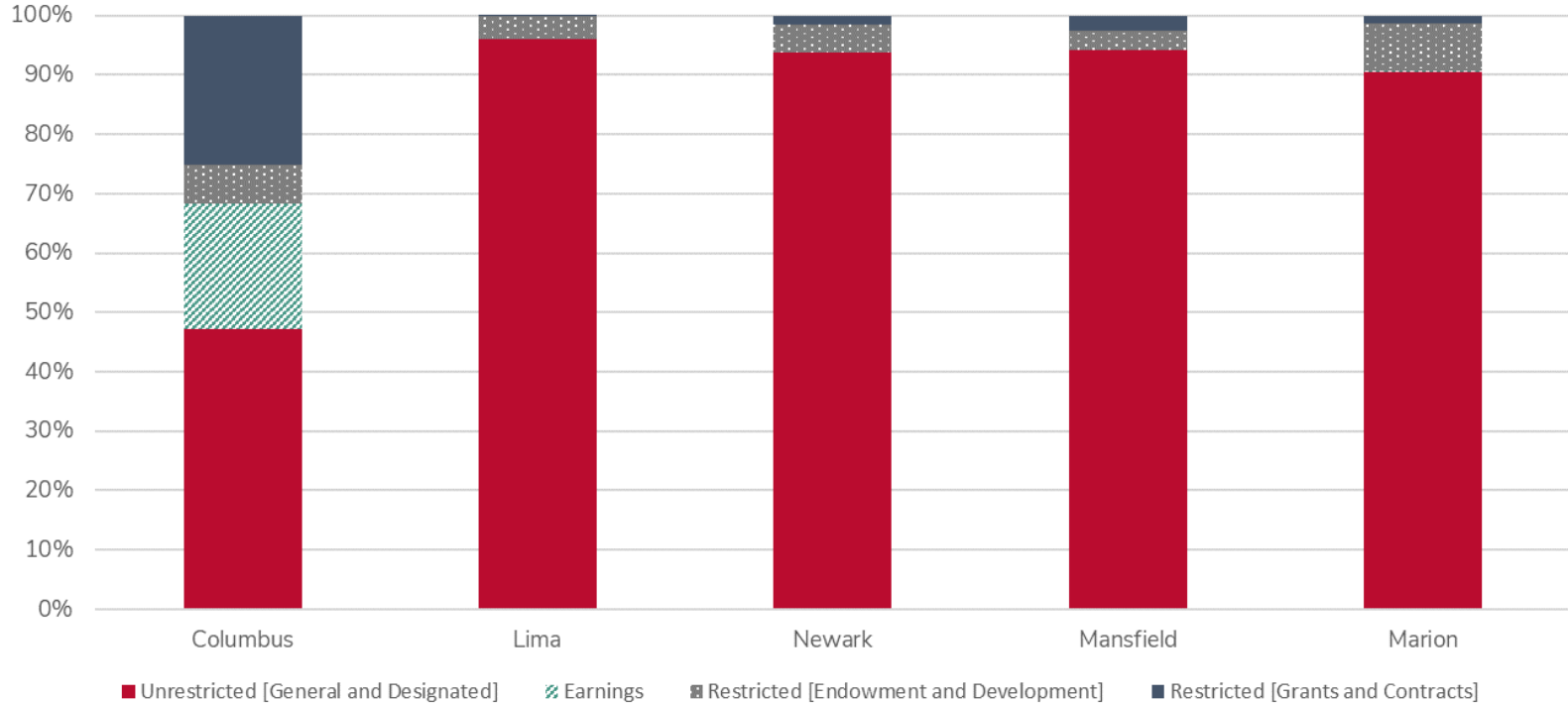


Sources by Campus



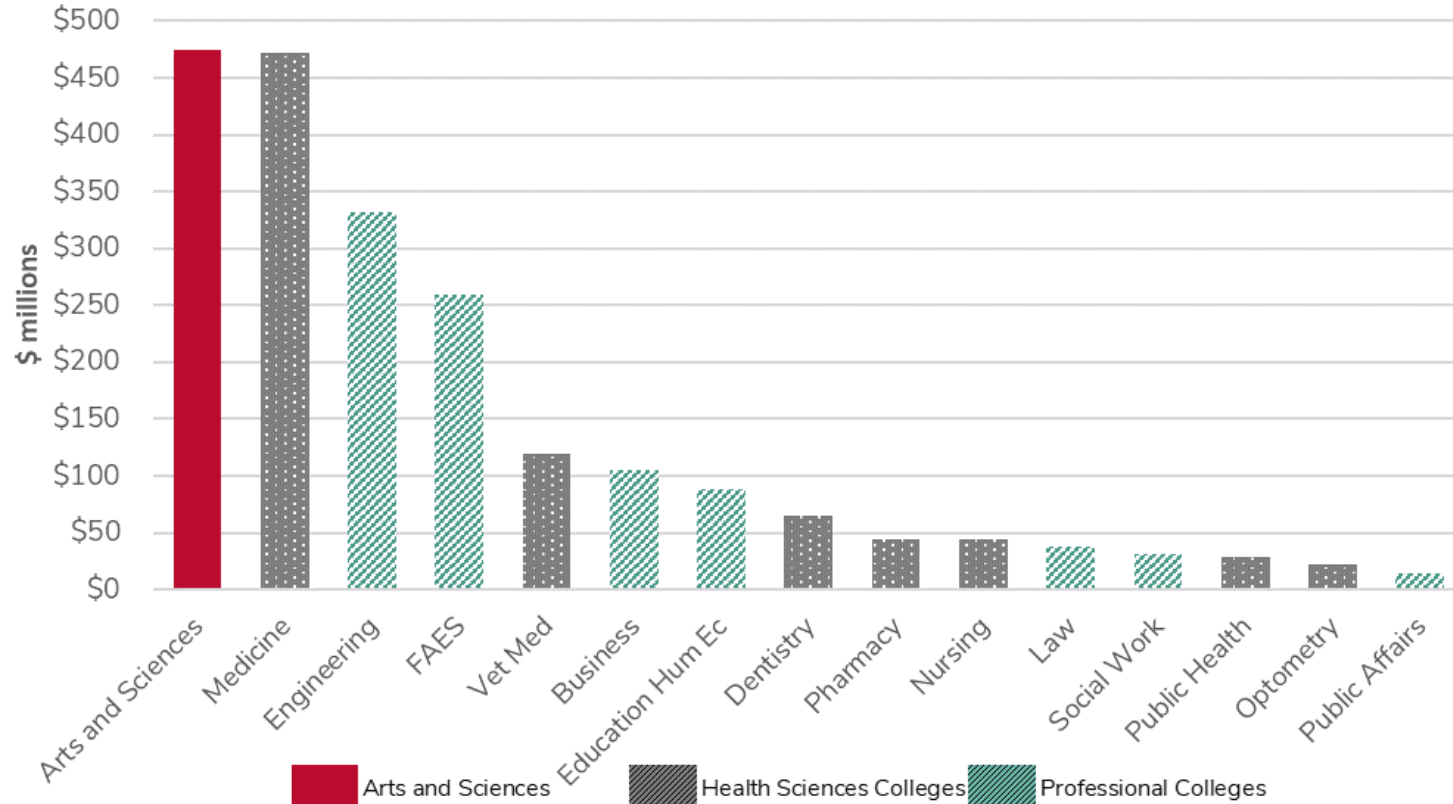


Proportion of Sources by Fund Group - By Campus



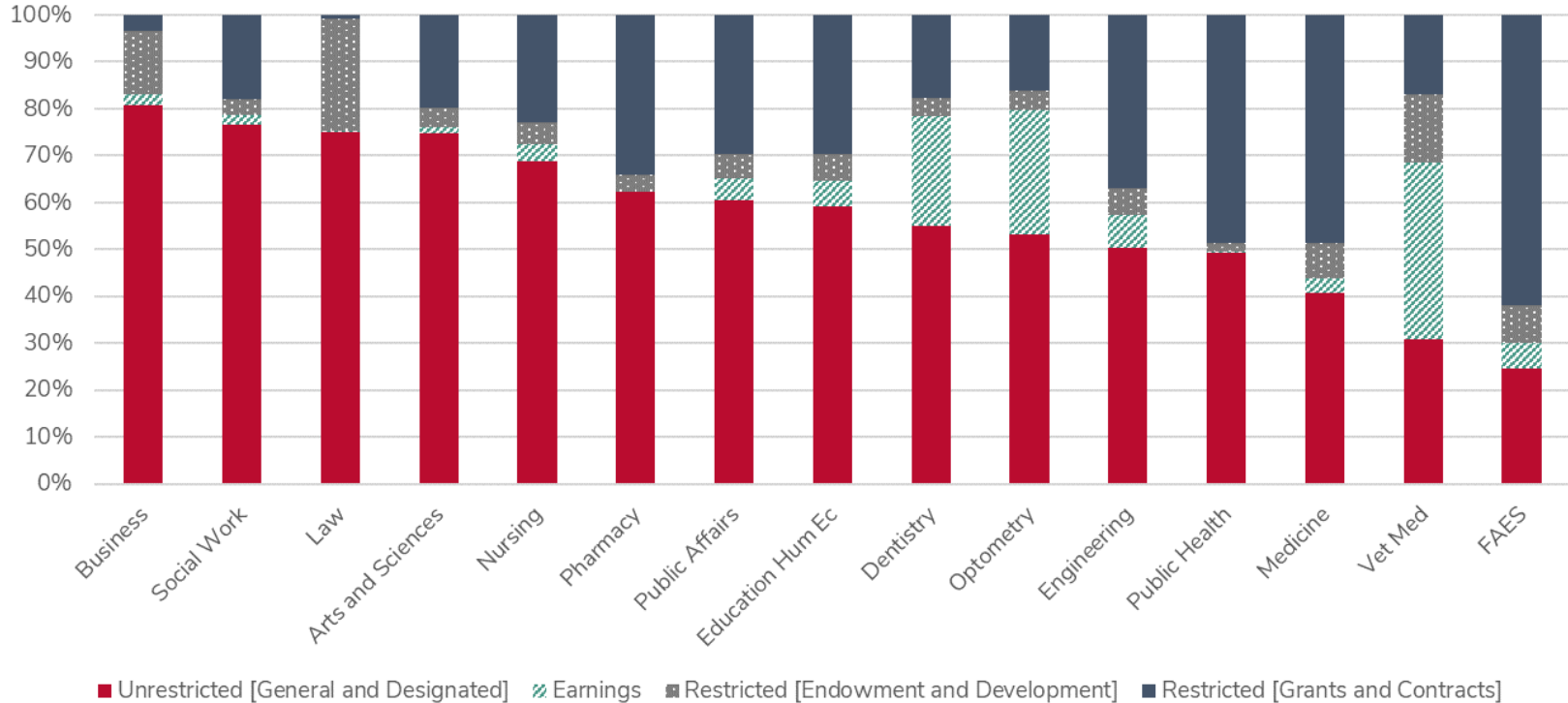


Sources by College - Columbus Campus



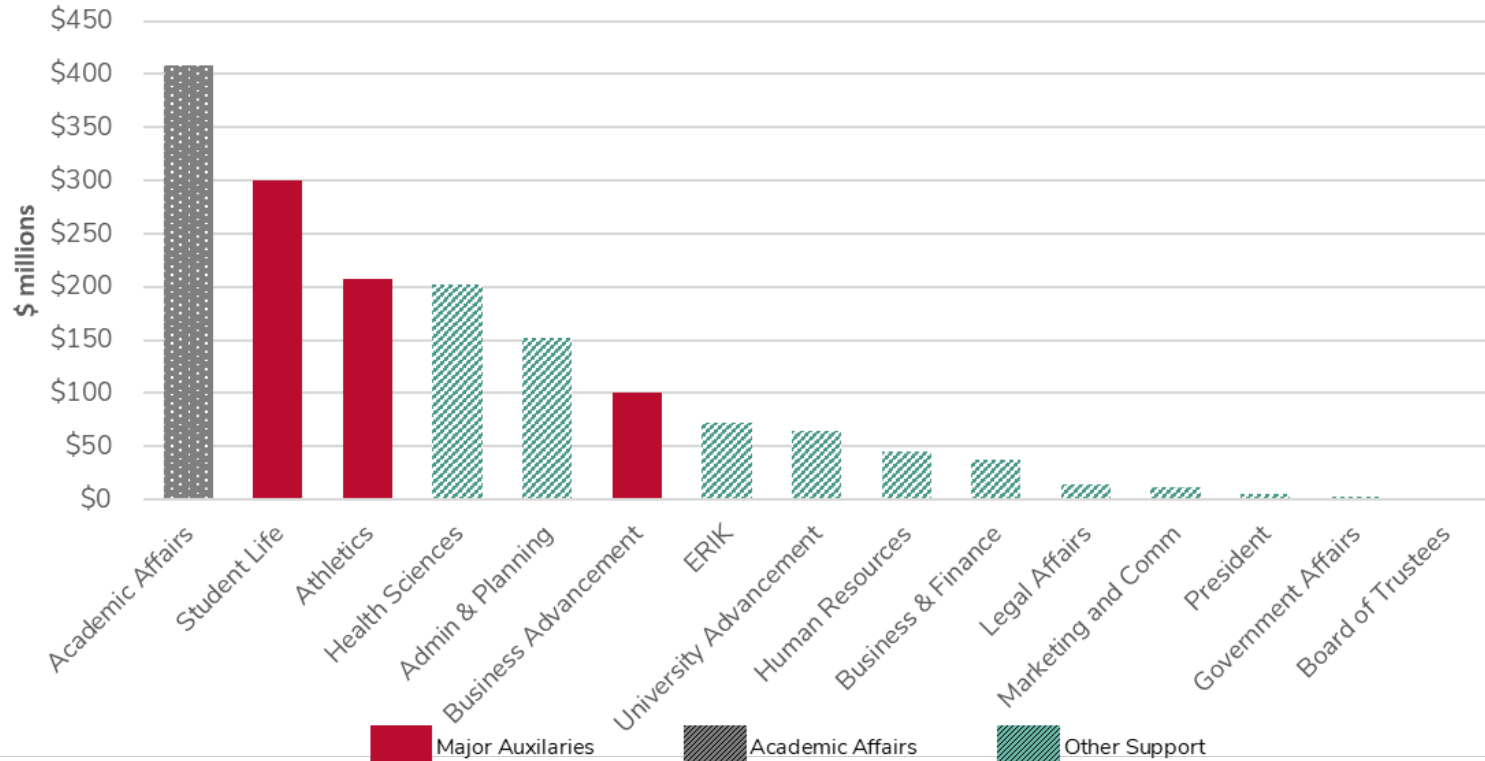


Proportion of Sources by Fund Group - By College



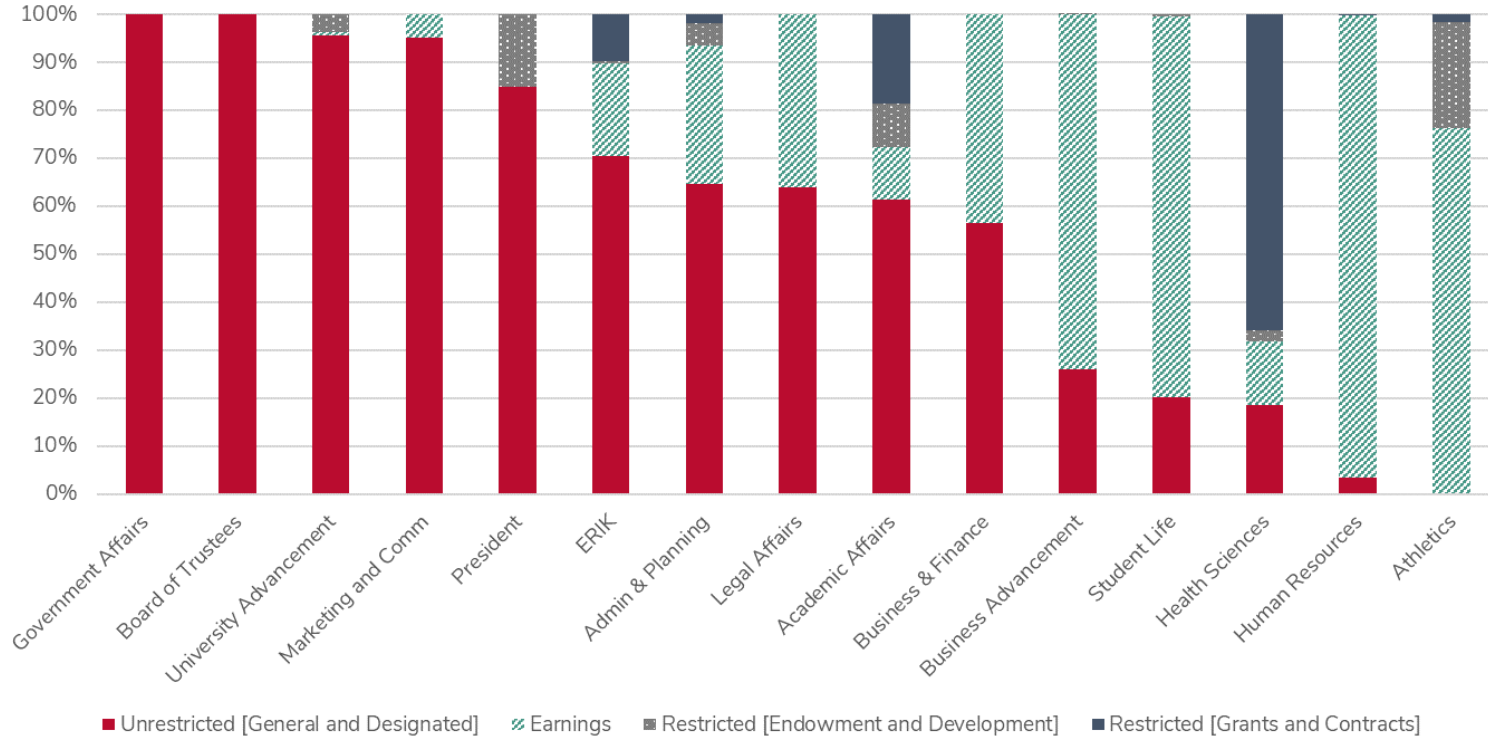


Sources by Support Unit

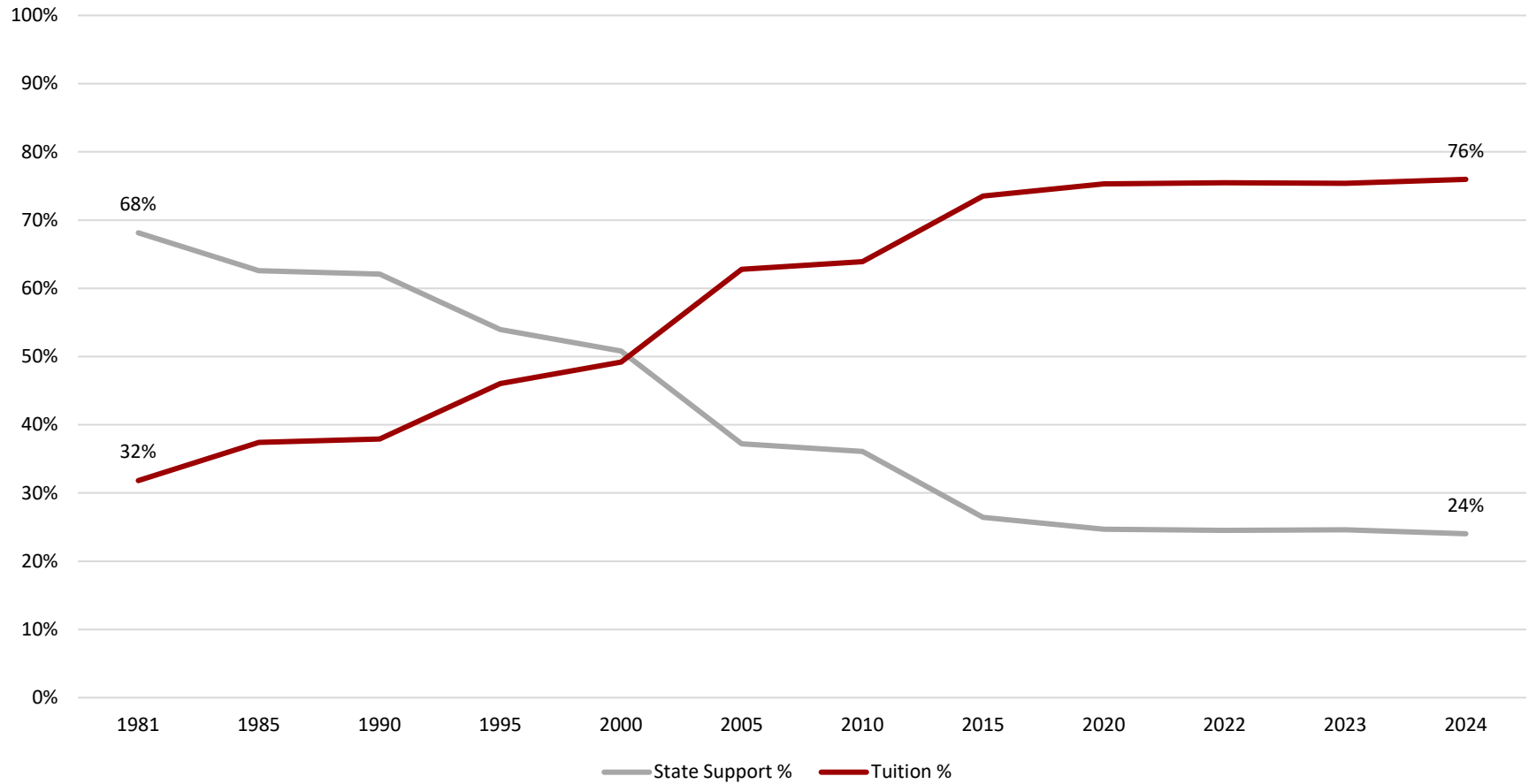




Proportion of Sources by Fund Group - By Support Unit



Comparison of State Support to Tuition Income: Columbus



So We are Big and Complicated and now.....lots of Change



- Changes in leadership and strategic priorities
- Expanding online programs
- Ongoing mix-shift between Tuition & SSI
- Enrollment levels & mix
- Melt (and faster graduations rates)
- OSU Wexner Medical Center margins
- Research – Fed, State, Industry
- Recovery from COVID-related impacts on Earnings funds
- Cranes, cranes, everywhere....



THE OHIO STATE UNIVERSITY

How Funds Flow within the University

University Operating Plan: Fund Types & Restrictions



Fund Group	Fund Type	Typical Funding Sources	Restrictions
Unrestricted	General Funds	Tuition and student fees, state share of instruction, short term interest income, grant facilities and administrative cost allowances, cost allocations from earnings funds and Health System	None
	Designated	Originally from General Funds or unrestricted gifts, internally designated for a specific purpose	Not legally restricted but internally restricted for stated purposes
Earnings	Auxiliary Earnings	User fees, e.g., housing, dining, athletics ticket revenue	Not legally restricted, but customer/user may expect specific fees to only support specific goods or services
	Departmental Earnings	User fees, including internal billings, e.g., instructional clinic revenue, lab services revenue, etc.	Not legally restricted, but customer/user may expect specific fees to only support specific goods or services
Restricted Endowment and Development	Current Use Gifts	Donor gifts without either a requirement to be deposited into an endowment or used for a capital project	Restricted based on donor intent, may be governed by a gift agreement
	Endowment Income/Expense	Income from investment of donor gifts in the endowment	Restricted based on donor intent as memorialized in fund description
Restricted Grants and Contracts	Grants and Contracts	Grant or contract dollars received from external entities; includes specific line-item appropriations from the State of Ohio	Restricted based on grant agreement, contract, or line-item appropriation description

How Does Revenue Get to Me?



Tuition and State
Subsidy

Allocated to
Colleges after taxes
based on credit hour
production

Dean determines
allocation of funds
to the departments

Department budget
determined by Chair
based on College
allocation

Unit-Specific General Funds Allocation (GFA)

Marginal model applies incremental changes to both resources and assessments against prior-year base GFA

Drivers of GFA Reconciliation:

- Actual vs Plan:
 - Undergraduate Tuition (FP&A)
 - Graduate/Professional College Enrollments

Drivers of Net Marginal Resources

- Undergraduate Credit Hour Changes, by College
- **Tuition: Enrollments, Rates, and Mix**
- Graduate/Professional Enrollment projections, Colleges
- **SSI: State Appropriation, credit hours, and completions**
- IDC: College and Unit Research projections

Prior-Year Base GFA

+

Prior-Year GFA Reconciliation & Net Revisions

+

Net Marginal Resources (+95.9M)

- Columbus Tuition & Fees
- State Share of Instruction
- Indirect Cost Recoveries
- Faculty Promotion & Tenure
- Support Unit Guidelines, if applicable

-

Net Marginal Assessments (25.3M)

- Student Services Assessments (SSA)
 - Physical Plant Assessments (PPA)
 - Research Assessment (RA)
- Central & Provost Taxes on eligible resources
- Distance Ed Assessment on eligible resources

=

Current Year Base GFA

Drivers of Net Marginal Assessments:

- SSA1: Undergraduate Institutional Aid
- SSA2: Graduate Fee Authorizations, driven by graduate enrollments and non-resident rate changes
- PPA: Utility inflation, maintenance inflation, and changes in square footage space
- AMCP and Composite Benefit Rate, tied to incremental assessment
- Taxes on incremental revenue
- Approved Investment Requests



THE OHIO STATE UNIVERSITY

Questions?

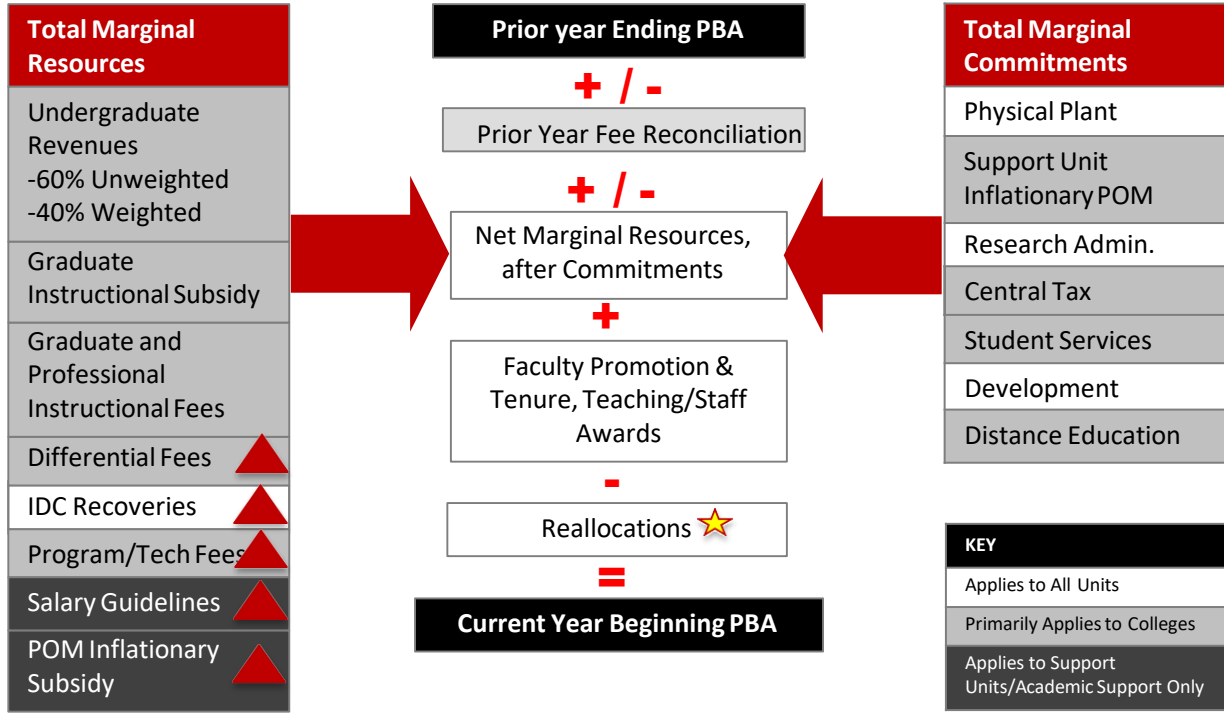


THE OHIO STATE UNIVERSITY

Appendix



Components of General Funds Allocation



Revenue not subject to central tax



Could apply to only support units, only colleges, or both

Annual Marginal Change in Commitments



- Taxable resources include:
 - Undergraduate & Graduate Subsidy, including Med I and Med II
 - Undergraduate & Graduate Instructional & Non-Resident Fees
- Revenues excluded from tax include:
 - Indirect Cost Recoveries
 - Differential Fees
 - Program Fees
 - Technology Fees
- Central Tax of 19%: Supports units such as the President's Office, OAA, Treasurer's Office, Controller, Public Safety, and University Landscaping. In addition, this funding supports promotion and tenure and strategic initiatives.
- Provost Tax of 5% funds Strategic Investments

Annual Marginal Change in Commitments

Plant Operations & Maintenance (POM)



- Annual changes in POM expenses are allocated to the units via Physical Plant Assessments (PPA) based on the assigned general funds square footage recorded in the university's space inventory
- The square footage is multiplied by a flat rate per square foot for four types of costs: utilities, custodial services, maintenance, and deferred maintenance
- Units who have leased space are responsible for additional leased space and rent increases
- Units who have earnings square footage are assessed for utilities, custodial services, and maintenance outside of their GFA

Annual Marginal Change in Commitments

Research Assessment



- Research cost allocation covers the budgets of units that support sponsored research
- Individual colleges are allocated a set research cost proportional to their relative share of Modified Total Direct Cost expenditures
- Central tax funds the administrative components of the Office of Research that have university-wide responsibilities (e.g. Office of Responsible Research Practices)

Annual Marginal Change in Commitments

Student Services Assessment (SSA)

There are three separate Student Service Cost Pools:

- **Cost Pool 1 (Undergraduate):** 90% of this cost pool is Undergraduate Financial Aid. Also includes operating budgets for Financial Aid and First Year Experience. Expense is allocated by average undergraduate credit hours.
- **Cost Pool 2 (Graduate):** 83% of this cost pool is Non-Resident Fee Authorizations and Graduate Fellowships. This is the largest cost pool and includes operating budget of the Graduate School. Expense is allocated by average graduate credit hours.
- **Cost Pool 3 (All Students):** This is the smallest cost pool and includes portions of operating budgets for Student Affairs, Academic Affairs, and new Library Acquisitions. Expense is allocated by an average of ALL credit hours. A majority of the study abroad assessment is included in this pool.

Annual Marginal Change in Commitments

Development Assessment



- Used to support University Advancement's development efforts.
- Allocation for colleges, support units, and auxiliaries was set based on their historical proportionate share of development expenses and funds raised.

Annual Marginal Change in Commitments

Distance Education

- College delivering the distance education credit hours earns the revenue
- Assessment on marginal distance education revenue is 30%, after central and strategic taxes
- Funds generated support programming in the Office of Distance Education and eLearning (ODEE)

Student Program	Student Classification*	Distance Ed Course	Brick and Mortar Course
Non-Distance Education Program	Non-Distance Education	●	●
Distance Education Program	Distance Education	●	●
Double Major (at least 1 Distance Education program)	Distance Education	●	●
Secondary plan, minor and/or certificate Distance Education Program	Distance Education	●	●

● = Allocated as Distance Education (subject to distance education assessment)

● = Not Allocated as Distance Education (allocated as traditional credit hour)